







# TC5616A









## 载荷特性 Load Capacity

工作幅度m Working radius	20	23	26	29	32	35	38	41	44	47	50	53	56	
3t-34.4m  t	3	3	3	3	3	2.94	2.66	2.41	2.21	2.03	1.87	1.73	1.60	
6t-18.9m  t	5.6	3.4	4.78	4.13	3.62	3.21	2.87	2.59	2.34	2.14	1.96	1.80	1.66	1.53

工作幅度m Working radius	20	23	26	29	32	35	38	41	44	47	50
3t-37.6m  t	3	3	5	3	3	3	2.97	2.70	2.47	2.27	2.10
6t-20.7m  t	6	5.3	4.59	4.03	3.58	3.21	2.90	2.63	2.40	2.20	2.03

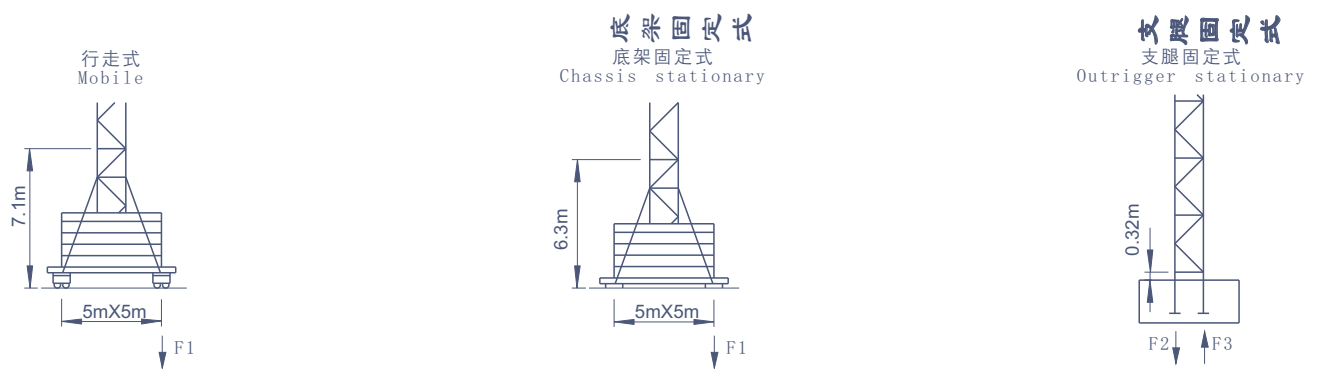
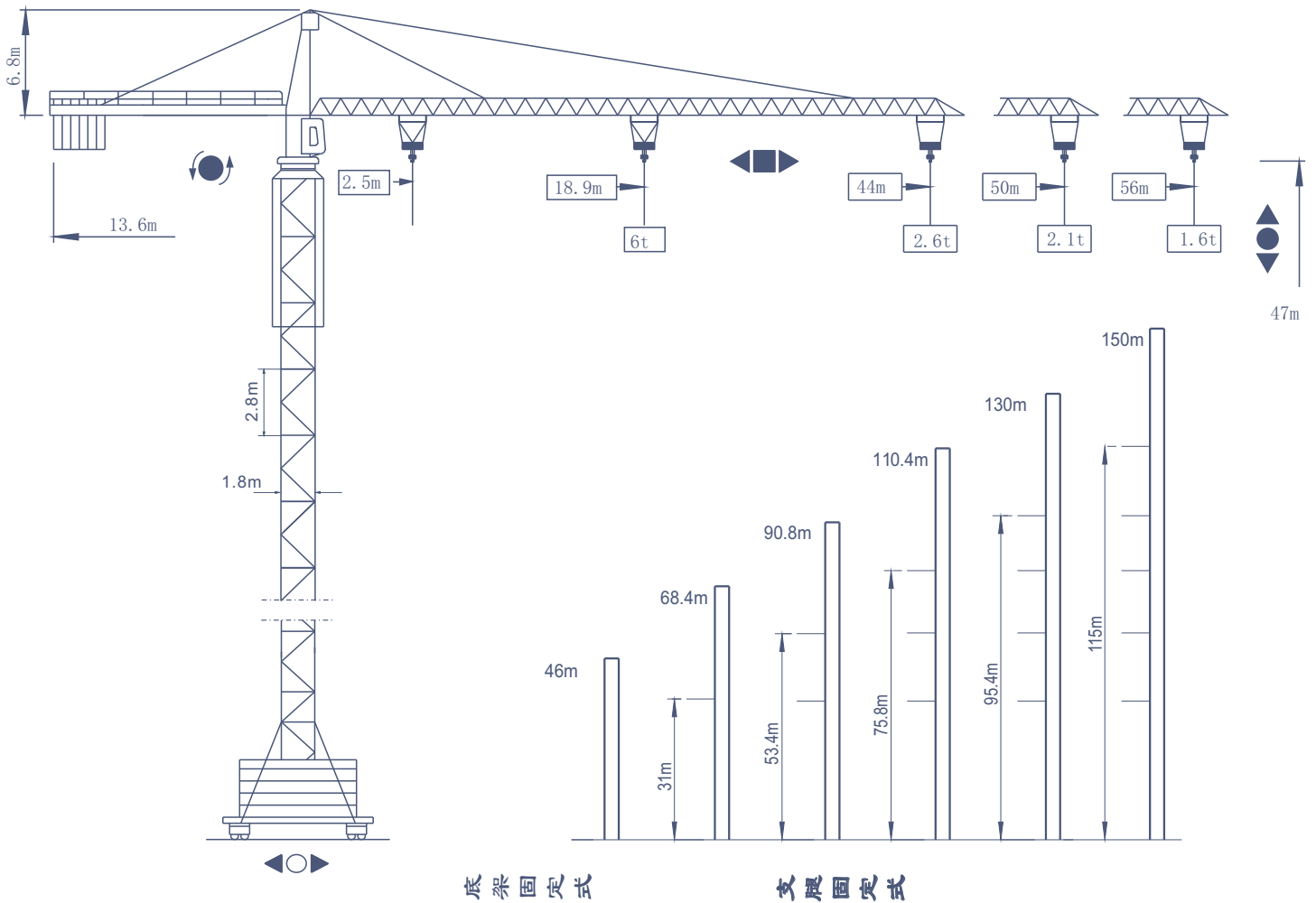
工作幅度m Working radius	20	23	26	29	32	35	38	41	44
3t-39.2m  t	3	3	3	3	3	3	3	2.84	2.60
6t-21.5m  t	6.0	5.5	4.81	4.23	3.76	3.37	3.04	2.77	2.53

## 机构特性 Mechanism specification

			kW			
起升Hoisting 	m/min 0~40 t 3	0~80 1.5	0~20 6	0~40 3	24	300m
变幅Trolleying 	m/min 0~55		4.0			
回转Slewing 	r/min 0~0.8		2X4.0			
行走Travelling 	m/min 0~25		2X5.5			
顶升Climbing 	m/min 0.7		7.5			
供电容量Necessary electric power				47		
电源Main supply				~380V/50Hz		

# TC5616

**ZOOMLION**



F1	◇ 61t	△ 70t
	⊞ 48t	

F2	◇ 105t	△ 125t	⊞
F3	◇ 73t	△ 96t	⊞ 41t

F 反力    Reaction	◇ 工作状态    in service	⊞ 自重    without load and ballast with the longest jib and maximum height
	△ 非工作状态    out of service	